





COMPANY  
LIMITED



# BL050

## Aluminium Louvres



Website: [www.louvre.co.uk](http://www.louvre.co.uk)

Email: [sales@louvre.co.uk](mailto:sales@louvre.co.uk)



### BL050 Frame Types

Aluminium extrusions type 6063-T6 to BS1474

- **F056F**- Flanged frame, 50mm flange, total depth 56mm. Suitable for smaller single panels.
- **F056K**- Knife edge/recessed type frame, total depth 56mm. Suitable for smaller single panels.
- **F099F**- Flanged frame, 50mm flange, total depth 99mm. Suitable for larger single panels or multi-section panels. Complete with box section rear mullion support.
- **F099K**- Knife edge/recessed type frame, total depth 99mm. Suitable for larger single panels or multi-section panels. Complete with box section rear mullion.
- **F099R**- Reverse flange type frame, total depth 99mm. Suitable for larger single panels or multi-section panels. Complete with box section rear mullion.

Aluminium Louvres with 45mm deep blades at an incline of 45°, a front lip of 12mm, and pitched at 50mm spacing, set in 56mm or 99mm deep frames. Blades are fixed with aluminium clips to the frame jambs. As standard, the louvres are complete with galvanised steel bird guard, with 12.7mm x 12.7mm apertures attached to the rear of the blades.

**Nominal free area:** 51.8% with bird guard fitted

**Maximum BSRIA weather test rating** (simulated rainfall of 75mm/hr, wind speed of 13m/sec)

BL050 F056: 96.95% (Class B) with standard bird guard fitted  
100% (Class A) with standard insect mesh fitted

BL050 F099: 96.92% (Class B) with standard bird guard fitted  
100% (Class A) with standard insect mesh fitted

### Coefficient Data (includes bird mesh)

BL050: 0.287 Ce (intake) 0.288 Cd (exhaust)

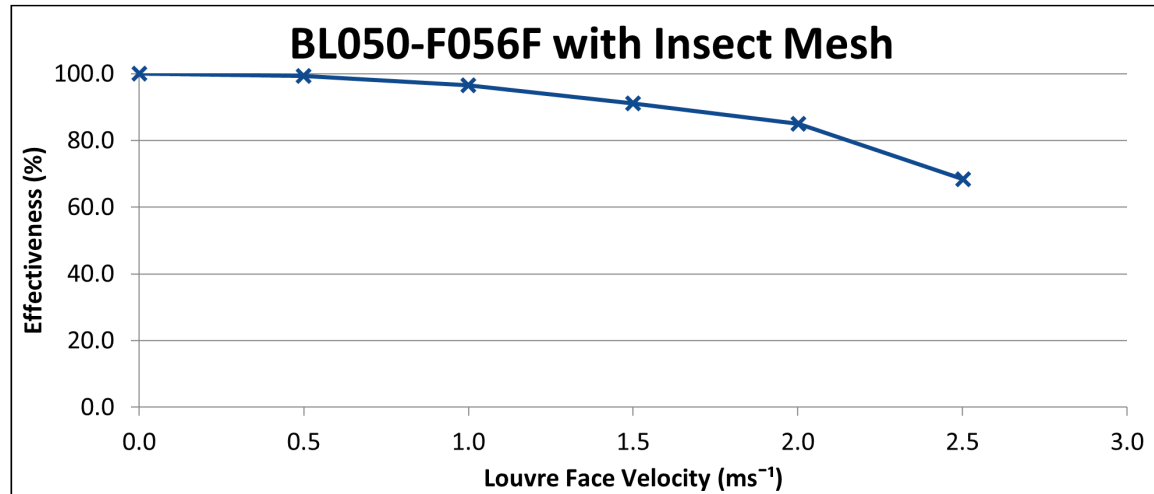
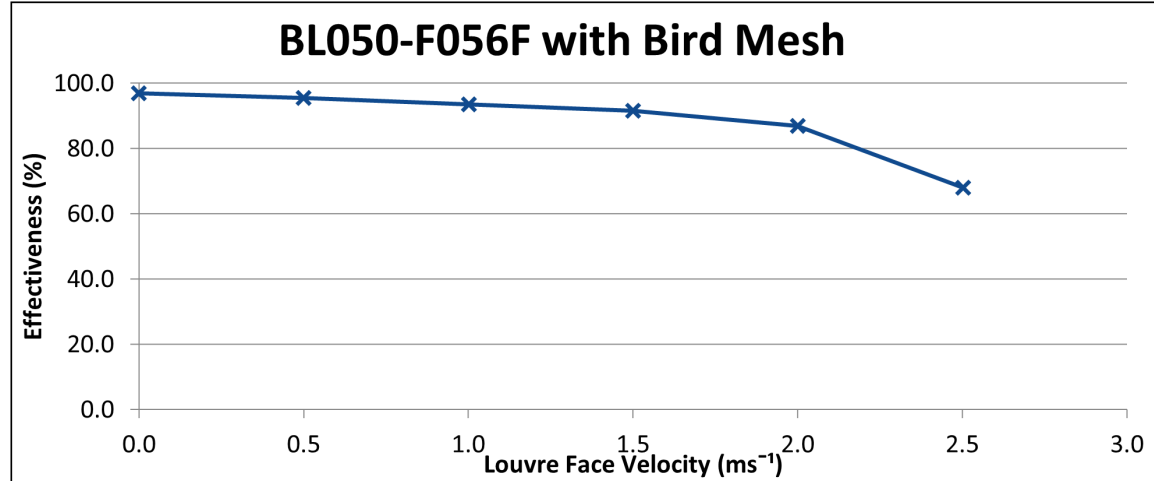
### Guard (mesh) Options:

Bird Guard- Galvanised steel with 12.7mm x 12.7mm apertures

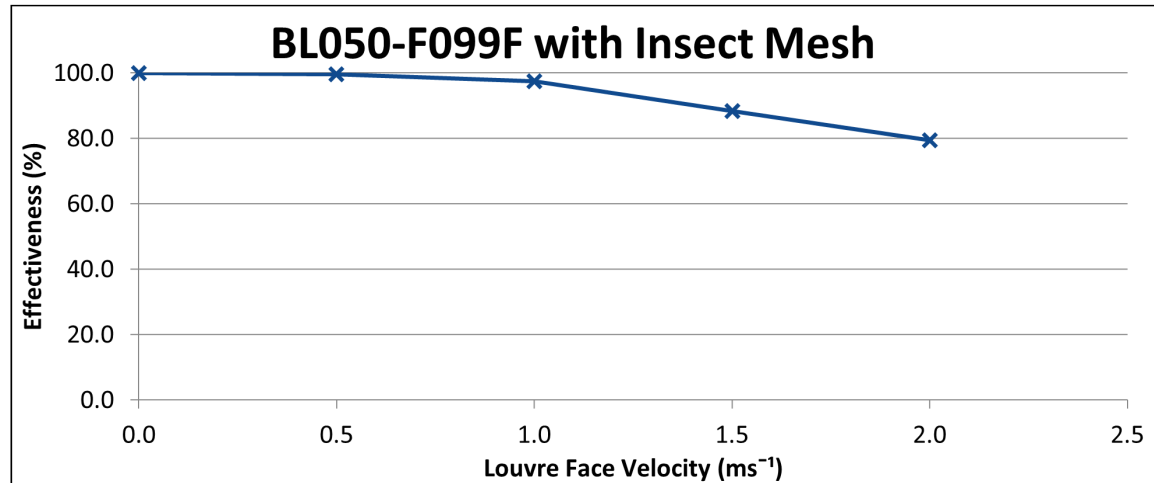
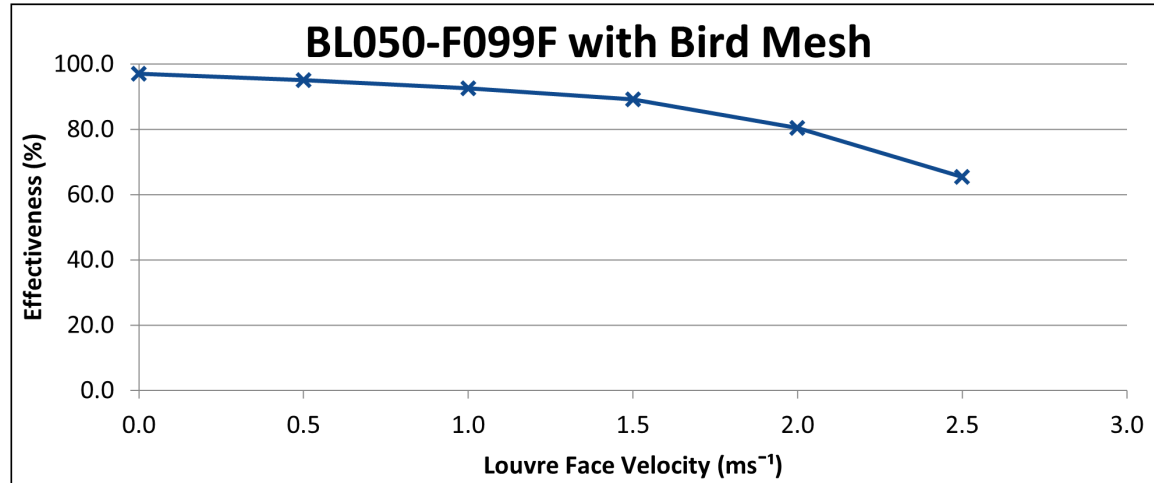
Vermin Guard- Galvanised steel with 6.35mm x 6.35mm apertures

Insect Mesh- PVC coated fibre glass or stainless steel or HDPE options

## BSRIA Weather Louvre Water Penetration Test Results




**BSRIA Weather Louvre Water Penetration Test Results**



**BL050-F056 Aluminium Louvres**



BL050-F056F  
Flanged Frame



BL050-F056K  
Recessed/ Knife Edge Frame

**BL050-F099 Aluminium Louvres**



BL050-F099F  
Flanged Frame




BL050-F099K  
Recessed/ Knife Edge Frame



BL050-F099R  
Reverse Flanged Frame

### Technical Details



### Technical Details

